



Prepare & Protect

Guidance for healthcare staff on personal protective equipment

PUTTING ON personal protective equipment (PPE)

The type of PPE used will vary based on the type of exposure anticipated, and not all items of PPE will be required.

The order for putting on PPE is: APRON, SURGICAL MASK, EYE PROTECTION and GLOVES.




APRON (OR GOWN)

- Pull over head and fasten at back of waist



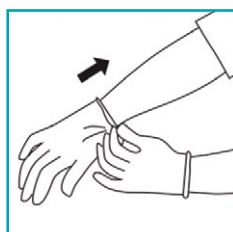
SURGICAL MASK (OR RESPIRATOR)

- Secure ties or elastic bands at middle of head and neck
- Fit flexible band to nose bridge
- Fit snug to face and below chin
- Fit check respirator



EYE PROTECTION (GOGGLES/FACE SHIELD)

- Place over face and eyes and adjust to fit



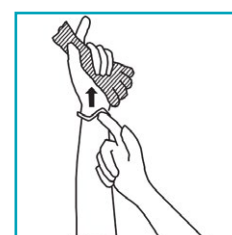
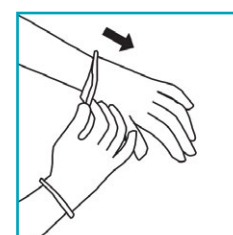
GLOVES

- Extend to cover wrist

REMOVING personal protective equipment (PPE)

PPE should be removed in an order that minimises the potential for cross-contamination.

The order for removing PPE is GLOVES, APRON, EYE PROTECTION and SURGICAL MASK.



GLOVES

- Grasp the outside of the glove with the opposite gloved hand; peel off
- Hold the removed glove in the gloved hand
- Slide the fingers of the ungloved hand under the remaining glove at the wrist
- Peel the second glove off over the first glove
- Discard in a lined waste bin



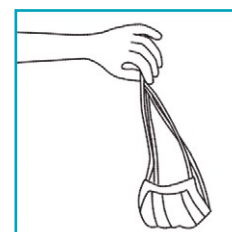
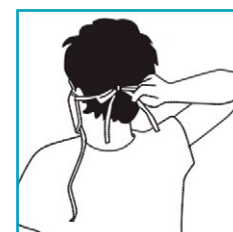
APRON (OR GOWN)

- Unfasten or break ties
- Pull apron away from neck and shoulders lifting over head, touching inside only
- Fold or roll into a bundle
- Discard in a lined waste bin



EYE PROTECTION (GOGGLES/FACE SHIELD)

- Handle only by the headband or the sides
- Discard in a lined waste bin



SURGICAL MASK (OR RESPIRATOR)

- Unfasten the ties – first the bottom, then the top
- Pull away from the face without touching front of mask/respirator
- Discard in a lined waste bin

USE SAFE WORK PRACTICES TO PROTECT YOURSELF AND LIMIT THE SPREAD OF INFECTION

- Keep hands away from face
- Limit surfaces touched in the patient environment
- Change gloves if they became torn or heavily contaminated
- Regularly perform hand hygiene
- Always clean hands after removing gloves

PERFORM HAND HYGIENE IMMEDIATELY AFTER REMOVING ALL PPE

All PPE should be removed before leaving the area and disposed of as healthcare waste.

FOR MORE INFORMATION CONTACT:

